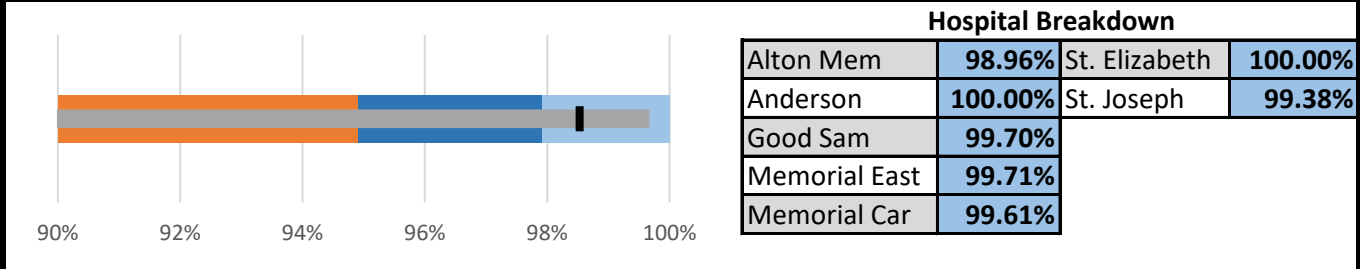


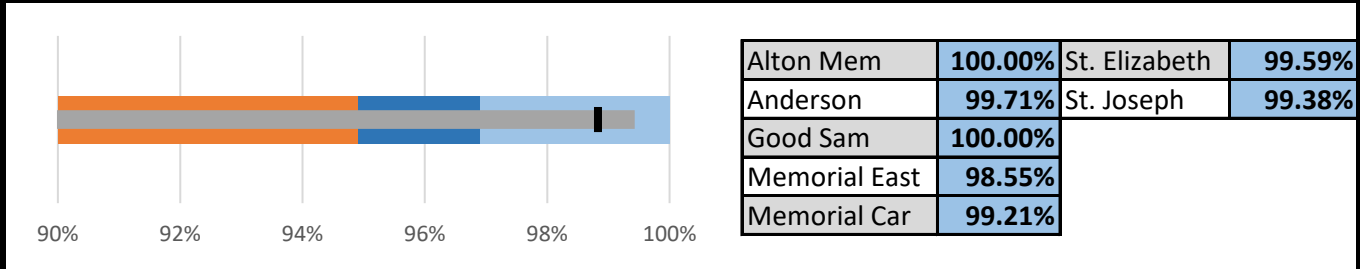
Newborn Hearing Screening Program 2022 Quarter 2 Performance Report

Key			If out of compliance, seek assistance from the IDPH EHDI staff at 217-782-4733 or dph.newbornhearing@illinois.gov .
Meets Standards		State Average	
Below Standards		Perinatal	
Out of Compliance		Network #10	

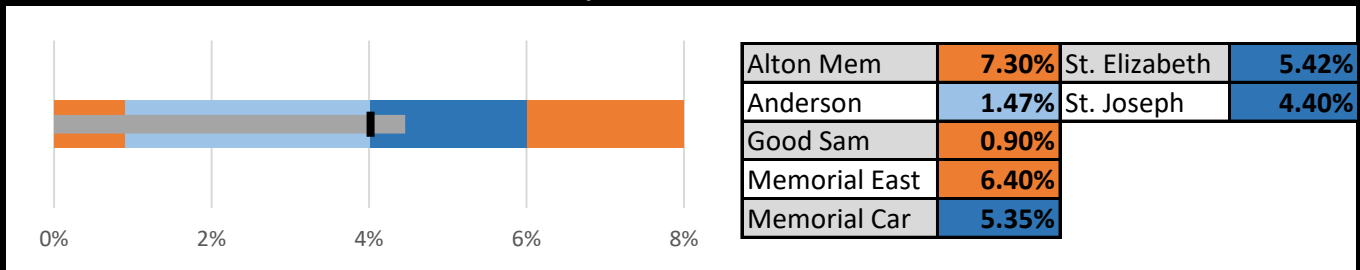
Screening Rate



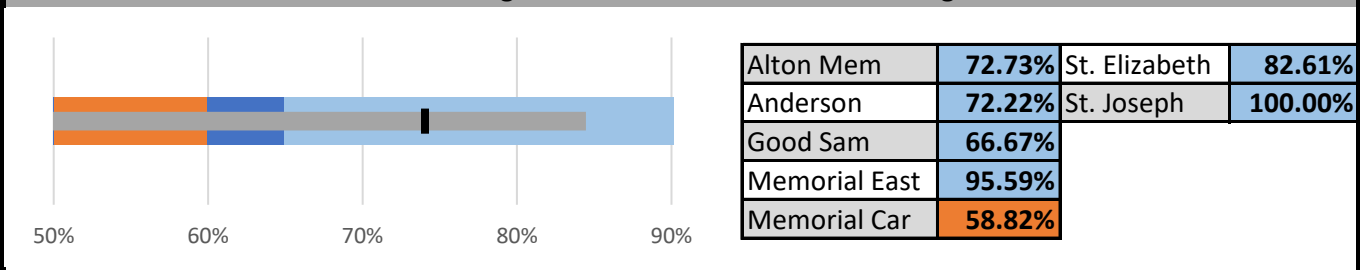
Screened No Later than 1 Month of Age



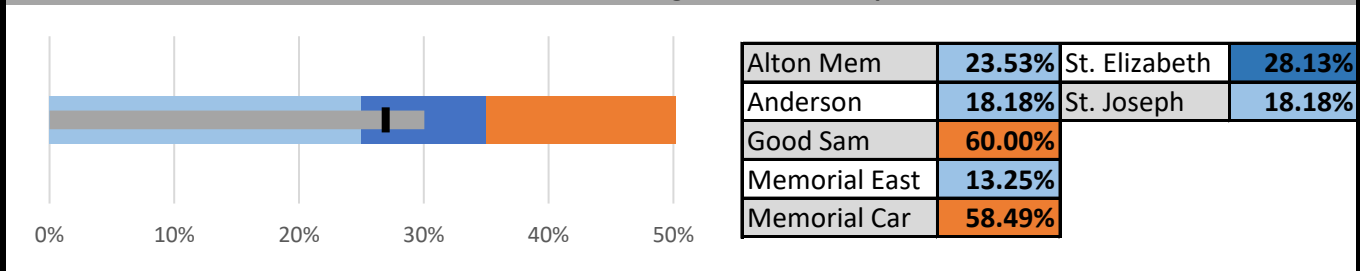
Inpatient Refer Rate



2020 Diagnosed No Later than 3 Months of Age



2020 Lost to Diagnostic Follow-Up



2020 data was used for the diagnosed no later than 3 months and lost to diagnostic follow-up measures. EHDl data can take one year to normalize due to scheduling and receipt time of reports. This data has been submitted to the Centers for Disease Control and Prevention (CDC) and is considered complete. If you would like updated individual hospital rates for these measures, please contact the EHDl staff.

Perinatal networks as a whole and individual hospitals that are out of compliance for certain measures should contact the EHDl staff for remediation plans. There are remediation plans for each measure. A multitude of procedures and protocols impact each measure. Therefore, procedures and protocols will be analyzed to determine if best practices are being followed. The Newborn Hearing Screening Program looks forward to working together to improve our state performance.

These performance measures are to add transparency to our Newborn Hearing Screening Program across the state. The bullet charts on the left show our colored baselines and your network's performance compared to the state average. The hospital breakdown in the highlight table on the right shows what figures make up your perinatal network gray bar in the chart.

Screening Rate= Total documented as screened/ (Total occurrent births-Not screened infant died-Not screened non-resident-Not screened unable due to medical reasons-Not screened parent declined services)

Screened No Later than 1 Month of Age= (Total pass before 1 month of age + No pass before 1 month of age)/Total documented as screened

Refer Rate= Total Referred/ Total Screened

2020 Diagnosed No Later than 3 Months=(No hearing loss before 3 Months + permanent hearing loss ID before 3 months)/(Total with no hearing loss (initial diagnosis) + Total with permanent hearing loss (initial diagnosis)

2020 Lost to Diagnostic Follow-Up= No diagnosis-unknown/ (Straight to diagnostic + Total not pass)

Outpatient Refer Rate= Percentage of infants who received an outpatient screening and referred

Outpatient Refer Rate			
Alton Memorial	16.67%	St. Elizabeth	66.67%
Anderson	57.14%	St. Joseph	50.00%
Good Samaritan	0.00%		
Memorial East	92.31%		
Memorial Carb	0.00%		