
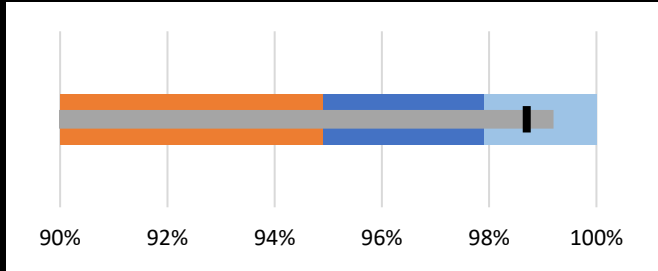


## Newborn Hearing Screening Program 2021 Quarter 1 Performance Report

Key	
Meets Standards	 State Average Perinatal Network #10
Below Standards	
Out of Compliance	

If out of compliance, seek assistance from the IDPH  
EHI staff at (217) 782-4733 or  
dph.newbornhearing@illinois.gov.

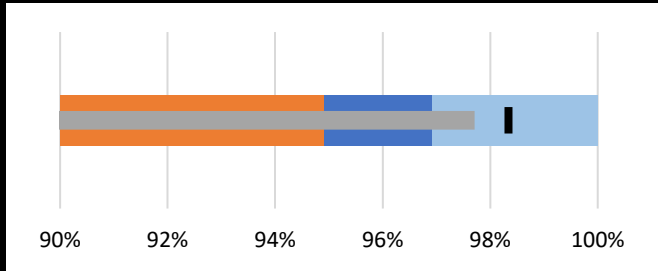
### Screening Rate



### Hospital Breakdown

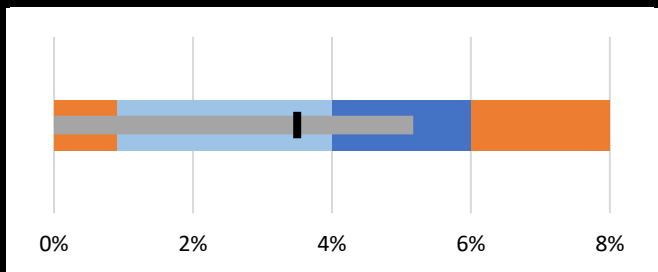
Alton Memorial	99.43%	St. Anthony	100.00%
Anderson	99.42%	St. Elizabeth	100.00%
Good Samaritan	98.88%	St. Joseph	99.27%
Memorial East	100.00%	St. Mary	92.86%
Memorial Carbon	99.44%		

### Screened No Later than 1 Month of Age



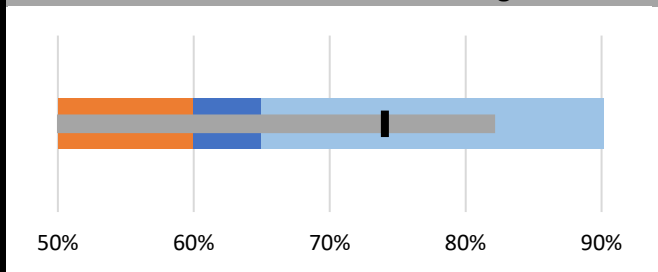
Alton Memorial	100.00%	St. Anthony	100.00%
Anderson	99.42%	St. Elizabeth	83.53%
Good Samaritan	99.62%	St. Joseph	100.00%
Memorial East	99.69%	St. Mary	100.00%
Memorial Carbon	99.62%		

### Refer Rate



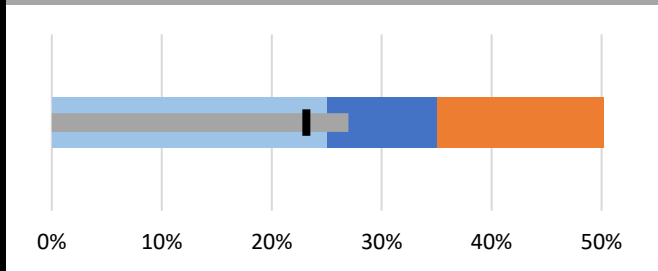
Alton Memorial	5.78%	St. Anthony	100.00%
Anderson	6.73%	St. Elizabeth	6.75%
Good Samaritan	1.88%	St. Joseph	6.62%
Memorial East	9.66%	St. Mary	1.54%
Memorial Carbon	2.06%		

### 2019 Diagnosed No Later than 3 Months of Age



Alton Memorial	71.43%	St. Elizabeth	85.42%
Anderson	76.47%	St. Joseph	100.00%
Good Samaritan	80.00%	St. Mary	No HL Dx
Memorial East	100.00%		
Memorial Carbon	54.55%		

### 2019 Lost to Diagnostic Follow-Up



Alton Memorial	22.22%	St. Elizabeth	16.95%
Anderson	19.05%	St. Joseph	0.00%
Good Samaritan	33.33%	St. Mary	100.00%
Memorial East	9.09%		
Memorial Carbon	61.76%		

---

These performance measures are to add transparency to our newborn hearing screening program across the state. The bullet charts on the left show our colored baselines and your network's performance compared to the state average. The hospital breakdown in the highlight table on the right shows what figures make up your perinatal network gray bar in the chart.

2019 data was used for the diagnosed no later than 3 months and lost to diagnostic follow-up measures. EHDI data can take one year to normalize due to scheduling and receipt time of reports. This data has been submitted to the CDC and is considered complete. If you would like updated individual hospital rates for these measures, please contact us.

Perinatal networks as a whole and individual hospitals that are out of compliance for certain measures should contact IDPH for remediation plans. There are remediation plans for each measure. A multitude of procedures and protocols impact each measure. Therefore, procedures and protocols will be analyzed to determine if best practices are being followed. We look forward to working together to improve our state performance.

Screening Rate= Total documented as screened/ (Total Occurrent Births-Not screened infant died-Not screened non-resident-Not screened unable due to medical reasons)

Screened No Later than 1 Month of Age= (Total Pass before 1 month of age + No pass before 1 month of age)/Total Documented as Screened

Refer Rate= Total Referred/ Total Screened

2019 Diagnosed No Later than 3 Months=(No Hearing Loss Before 3 Months + Permanent Hearing Loss ID Before 3 Months)/(Total with No Hearing Loss (initial diagnosis) + Total with Permanenet Hearing Loss (initial diagnosis)

2019 Lost to Diagnostic Follow-Up= Lost to follow-up/ Total Not Pass