



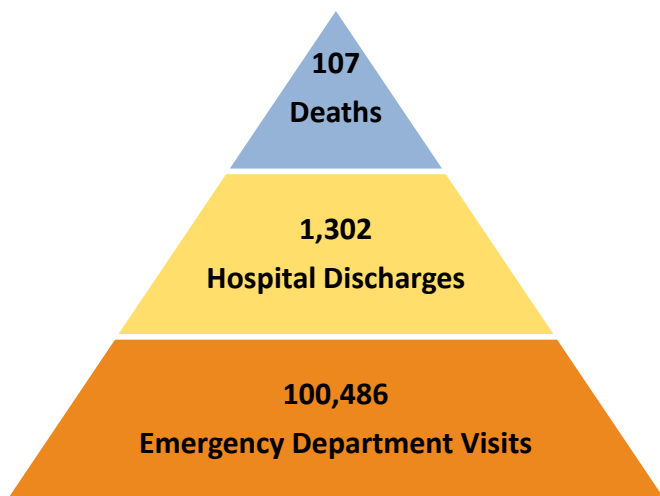
Injury is a Leading Cause of Death in Children

Injury is the leading cause of death in children up to five years old in the U.S. and Illinois. In 2014, 841 Illinois children from birth to five years old died from injuries and over 111,000 injuries were treated at hospitals and emergency departments (EDs) (Figure 1).

For every child who died, 12 children were hospitalized and 939 were treated and released from an ED. Children who received treatment in physician offices or at home are not included.

This report provides recent data on unintentional and intentional injuries and deaths among Illinois children from birth to five years old. It includes information about the leading types of injuries for EDs, hospitalizations, and death and current prevention strategies and activities in Illinois.

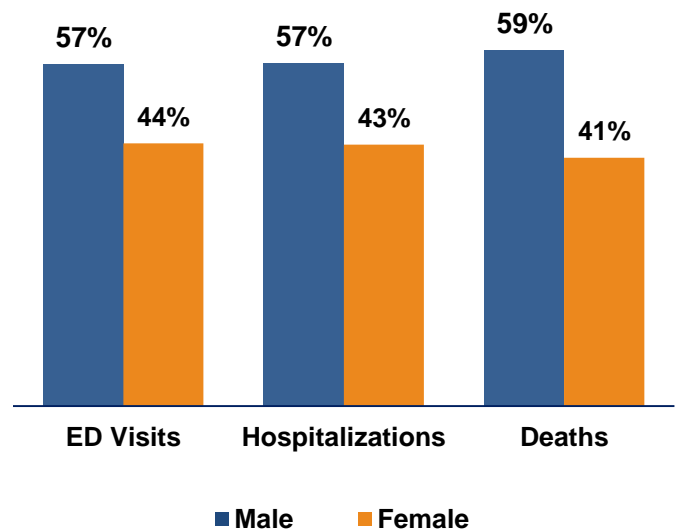
Figure 1: Annual Injuries among Children Ages 0-5 Years, Illinois, 2014



Childhood (ages 0 to 5) Injury in Illinois

- More males than females die from injuries (58.9% vs. 41.1%)
- More males than females are hospitalized from injuries (56.7% vs. 43.3%)
- More males than females visit the ED from injuries (56.5% vs. 43.5%)
- Among children under five years, 56.1 percent of early childhood death occurs in infants less than one year.
- Among children under five years, nearly a third (29.0%) of early childhood hospitalizations occur in infants less than one year.

Figure 2: Percent of Injury Deaths, Hospitalizations and Emergency Department Visits among Children Ages 0-5 Years, by Sex, Illinois, 2014

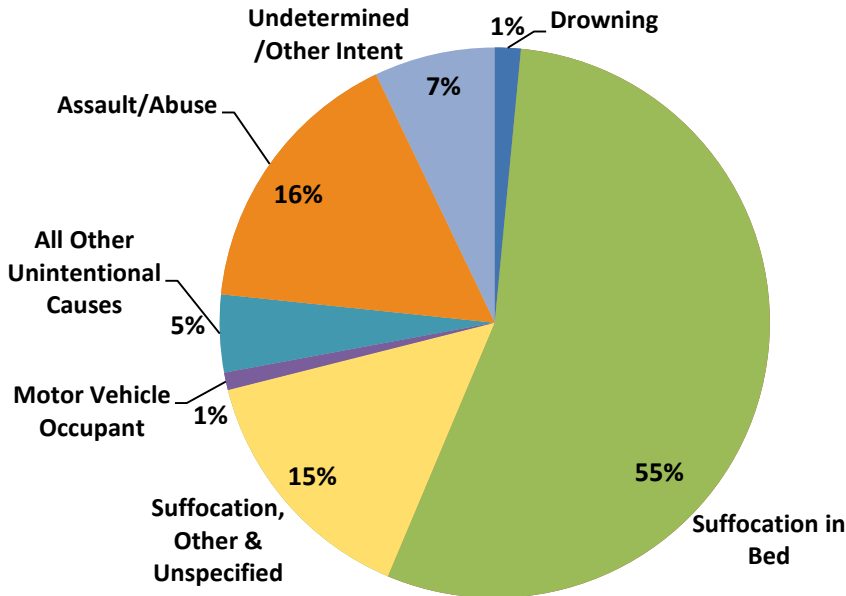


Source for Figure 1 and Figure 2: Illinois Department of Public Health, Division of Patient Safety and Quality, Hospital Discharge Dataset, 2014; Illinois Department of Public Health, Center for Health Statistics, Vital Records, 2014.



Injury Deaths in Children

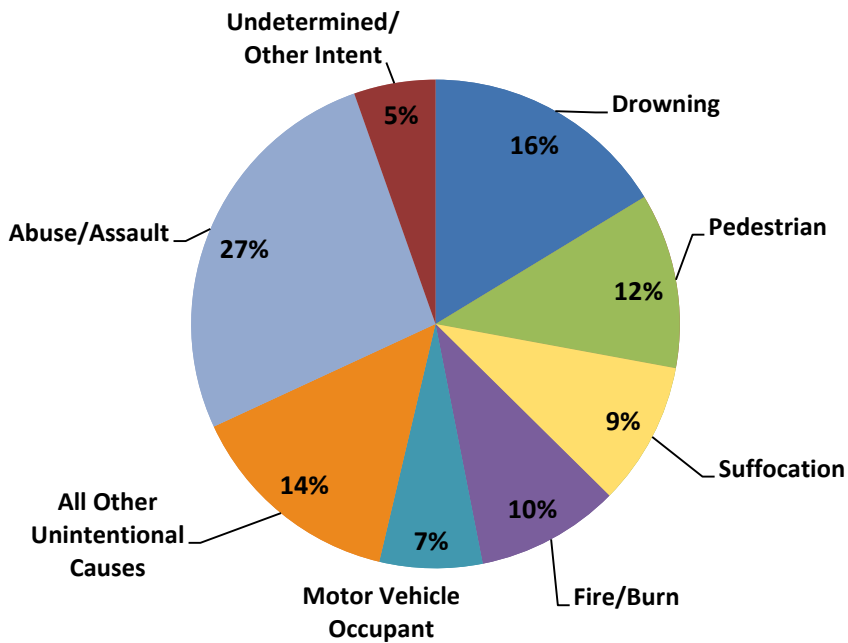
Figure 3: Injury Deaths among Infants Less than 1 Year, Illinois, 2012-2014



Injury Deaths in Infants

- Suffocation in bed is the leading cause of death in infants under one year of age. Half (54.8%) of all injury deaths in infants are from suffocation in bed.
- The intentional injury of assault/abuse is the second leading cause (16.2%) of death in infants.
- The third leading cause (14.7%) of death is unintentional suffocation in unspecified or other places (beside bed).

Figure 4: Injury Deaths in Children Ages 1 – 5 Years, Illinois, 2012-2014



Injury Deaths in Young Children

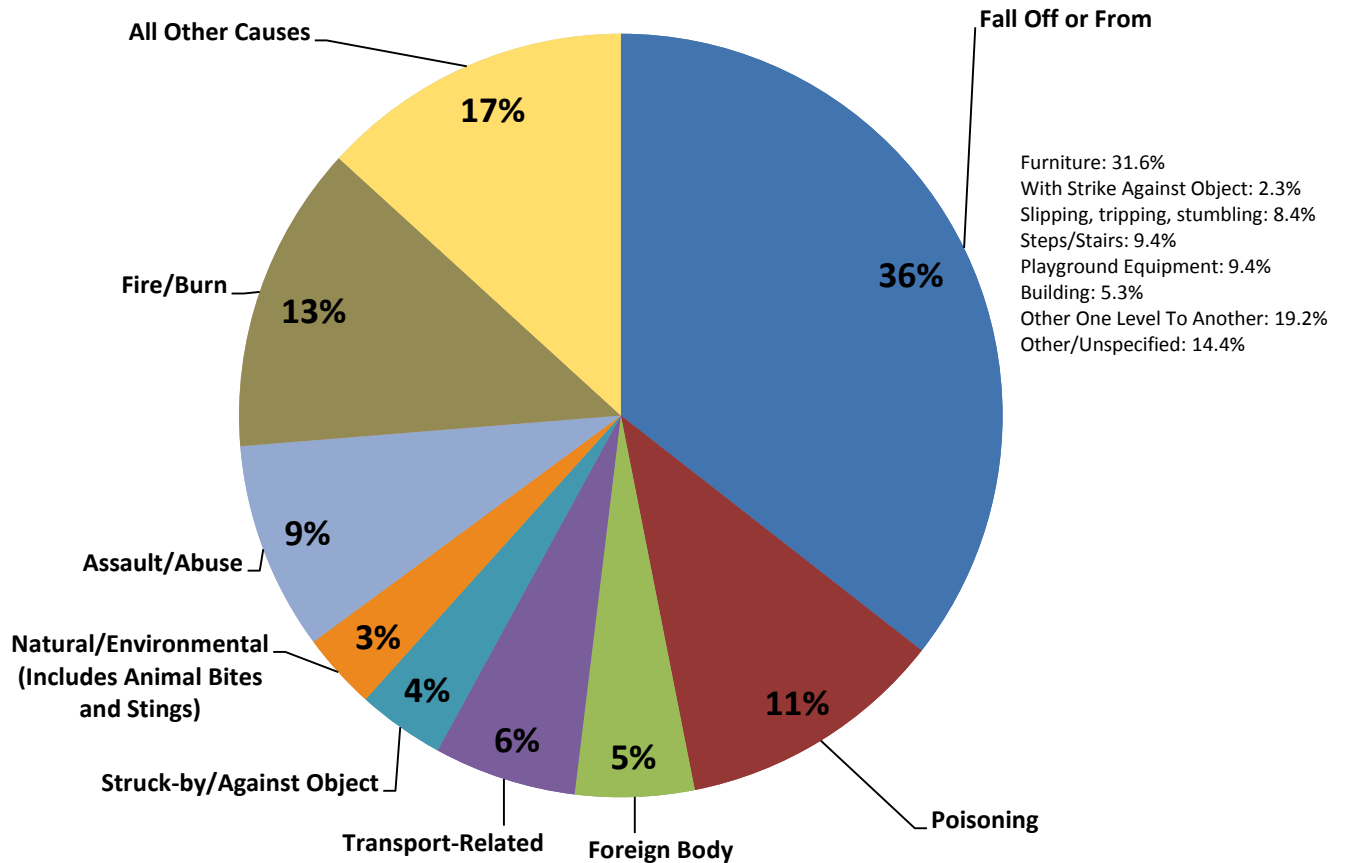
- Assault/Abuse is the leading cause of death in young children ages one to five years. A quarter (26.5%) of all injury deaths in young children are from assault/abuse.
- The second leading cause of death among children is drowning/submersion (16.3%) followed by all other unintentional causes (14.4%).

Source for Figure 3 and Figure 4: Illinois Department of Public Health, Center for Health Statistics, Vital Records, 2012- 2014.



Injury-Related Hospitalizations

Figure 5: Injury-Related Hospital Discharges among Children Ages 0 – 5 Years, Illinois, 2014



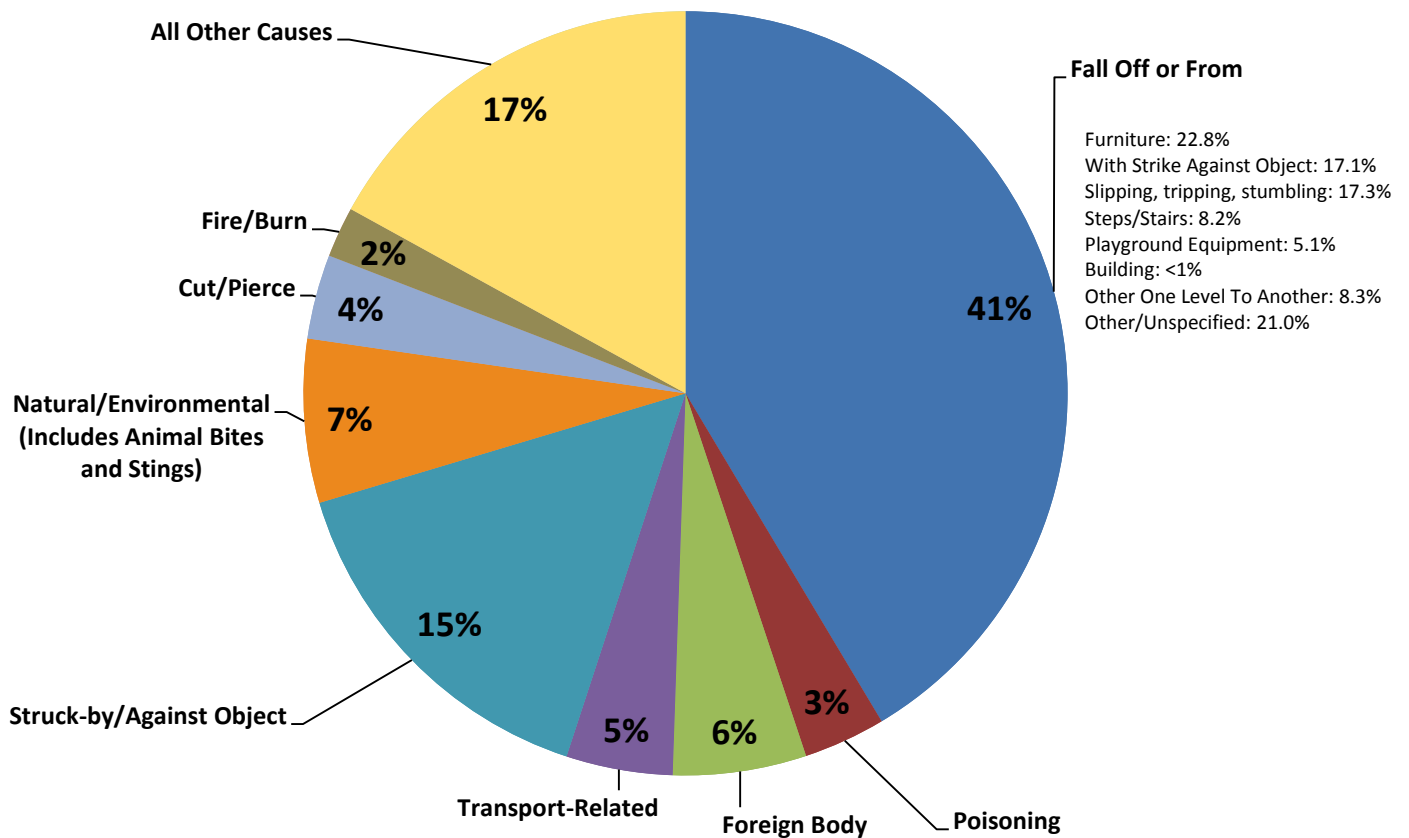
- The leading cause of hospitalizations among children up to five years old is falls. The majority of falls are from furniture (31.6%) and falls from one level to another level (19.2%).

Note: 'All Other Causes' includes injuries caused by cut/pierce (n=4), drowning/submersion (n=18), suffocation (n=29) and undetermined/other intent (n=16).
 Source for Figure 5: Illinois Department of Public Health, Division of Patient Safety and Quality, Hospital Discharge Dataset, 2014



Injury-Related Emergency Department Visits

Figure 6: Injury-Related Emergency Department Visits among Children Ages 0 – 5 Years, Illinois, 2014



- The leading cause of emergency department visits among children up to five years old is falls. The majority of falls are from furniture (22.8%); falls from slipping, tripping, or stumbling (17.3%); and falls with a strike against another object (17.1%).

Note: 'All Other Causes' includes injuries caused by drowning/submersion (n=100), Assault/Abuse (n=495), and undetermined/other intent (n=315).
 Source for Figure 6: Illinois Department of Public Health, Division of Patient Safety and Quality, Hospital Discharge Dataset, 2014



	Infants less than 1 Year		Children Ages 1-5 Years	
	Hospital Discharges	ED Visits	Hospital Discharges	ED Visits
Unintentional Injuries	259		738	80,928
Cut/pierce	1	191	3	6,032
Drowning/submersion	1	15	17	85
Falls (off/from):	138	4,874	257	32,857
Furniture	73	2,443	52	6,169
Steps/stairs	15	371	22	2,721
With strike against object	2	363	7	6,085
Slipping/tripping/stumbling	3	236	30	6,285
Playground equipment	0	19	37	1,903
Building	0	1	21	45
Other fall from one level to another	33	839	43	2,310
Other/unspecified	12	602	45	7,339
Fire/Burn	27	292	118	1,685
Foreign Body	9	367	47	4,777
Natural and Environmental	18	871	18	5,436
Excessive heat	0	10	0	18
Poisoning	14	370	112	2,788
Struck-by/against object	6	837	35	13,131
Suffocation	15	71	14	198
Transport-related	6	556	61	3,545
Motor vehicle (MV)-occupant	5	532	18	2,139
Bicycle/tricycle (MV & non-MV)	0	4	12	881
Pedestrian (MV & non-MV)	0	0	19	148
Other transport	1	20	12	377
All other unintentional causes	24	906	56	13,391
Assault/Abuse	61	54	37	441
Undetermined/Other Intent	10	42	6	273
Unknown	47	931	144	8,467
Total Injury-Related Cases	377	10,377	925	90,109



Child Injury Prevention Activities

A variety of prevention and intervention strategies could keep our children safe and help them live to their full potential.

One framework for reducing childhood injuries is based on the public health model – a model that is used for preventing many other diseases. The public health approach includes identifying the magnitude of the problem through surveillance and data collection; identifying risk and protective factors; , on the basis of this information, developing, implementing, and evaluating interventions; and promoting widespread adoption of evidence-based practices and policies.

Other interventions can be implemented during various time frames before, during, or after an adverse event. Safety latches on medicine cabinets provide protection before an injury event, child safety seats minimize injury during the injury-causing event, and effective emergency response speeds treatment and improves outcomes after an injury event has occurred.



Specific to intentional child injury - child abuse and neglect are complex problems rooted in unhealthy relationships and environments. Preventing child abuse and neglect requires a comprehensive approach that influences all levels of the social ecology (including the societal culture), community involvement, relationships among families and neighbors, and individual behaviors. Effective prevention strategies focus on modifying policies, practices, and societal norms to create safe, stable, nurturing relationships and environments.

To learn more, visit the *National Action Plan for Child Injury Prevention* (<https://www.cdc.gov/safecild/nap/index.html>) and the *Preventing Child Abuse and Neglect: A Technical Package for Policy, Norm, and Programmatic Activities* (<https://www.cdc.gov/violenceprevention/pdf/can-prevention-technical-package.pdf>).

Illinois Home Visiting Program

- In State Fiscal Year 2017, Maternal Infant and Early Childhood Home Visiting (MIECHV) will fund 29 Home Visiting and Coordinated Intake Agencies in 13 pilot communities. The program is designed to (1) strengthen and improve the programs and activities carried out under Title V of the Social Security Act; (2) improve coordination of services for at-risk communities; and (3) identify and provide comprehensive services to improve outcomes for families who reside in at-risk communities.
- Illinois' 13 funded MIECHV community collaborations are: Southside Cluster (Englewood/ West Englewood/ Greater Grand Crossing in Chicago); Cicero; Elgin; Rockford; Macon County; Vermilion County; Austin; North Lawndale; Peoria; Stephenson/Jo Davies Counties; Kankakee County; East St. Louis; and a Mid-Central Cluster (McLean, Piatt and Dewitt Counties).

**ILLINOIS DEPARTMENT OF PUBLIC HEALTH
 Injury and Violence Prevention Program**

<http://www.dph.illinois.gov/topics-services/prevention-wellness/injury-violence-prevention>

Released December 2017

This document was produced in conjunction with CDC's Core Violence and Injury Prevention Program under Cooperative Agreement 11-1101.