

# Illinois Colorectal Cancer Update

June 2018



Illinois was one of five states selected to participate in the Comprehensive Cancer Control National Partnership *80% by 2018* forum. The *80% by 2018* initiative brings together diverse organizations in a commitment to ensuring 80% of adults aged 50 and older being regularly screened for colorectal cancer (CRC) by 2018. Statewide partners came together to create the Illinois Colorectal Cancer Roundtable (ILCCRT) with the shared goal of presenting evidence-based strategies advancing local implementation of the state cancer plan CRC screening objectives, by collaborating with local health departments and Federally Qualified Health Centers (FQHCs).

## CANCER INCIDENCE

CRC is the third leading cause of cancer for both men and women. More than 6,200 people were diagnosed with CRC in 2015 at an age-adjusted rate of 50.7 per 100,000 persons for males and 36.4 per 100,000 for females.<sup>1</sup>

**9.1%** of cancer diagnoses were CRC<sup>1</sup>

**Table 1.** Male Cancer Incidence: Top 5 Cancer Incidence All Races, Illinois, 2015<sup>1</sup>

Sites	Count	Rate
Prostate	7,663	106.8
Lung and Bronchus	4,823	73.7
Colorectal	3,331	50.7
Urinary Bladder	2,361	37.2
Kidney and Renal Pelvis	1,709	25.1

**Table 2.** Female Cancer Incidence: Top 5 Cancer Incidence All Races, Illinois, 2015<sup>1</sup>

Sites	Count	Rate
Breast	10,354	134.5
Lung and Bronchus	4,648	57.2
Colorectal	2,920	36.4
Corpus Uteri and Uterus NOS	2,430	29.8
Melanoma of the skin	1,306	17.9

## CANCER MORTALITY

CRC is the third leading cause of cancer death for both men and women. In 2015, colorectal cancer accounted for 2,342 deaths.<sup>1</sup>

**1 in 10** people who died from cancer died of CRC<sup>1</sup>

**Table 3.** Male Cancer Mortality: Top 3 Cancer Causes of Death All Races, Illinois, 2015<sup>1</sup>

Sites	Count	Rate
Lung and Bronchus	3,469	53.7
Prostate	1,190	20.3
Colon and Rectum	1,213	19.1

**Table 4.** Female Cancer Mortality: Top 3 Cancer Causes of Death All Races, Illinois, 2015<sup>1</sup>

Sites	Count	Rate
Lung and Bronchus	2,937	35.7
Breast	1,781	21.8
Colon and Rectum	1,129	13.4

## CANCER SCREENING

People at average risk of CRC should begin regular screening at age 50. Only a quarter (25.6%) of respondents aged 50 and over has ever had an at-home blood test. Of those, only a third (33.0%) had it within the past year. According to the Illinois Behavioral Risk Factor Surveillance System (BRFSS), 63.5 percent of adults aged 50 to 75 years old met the U.S. Preventive Services Task Force (USPSTF) recommendations for CRC screening in 2016.

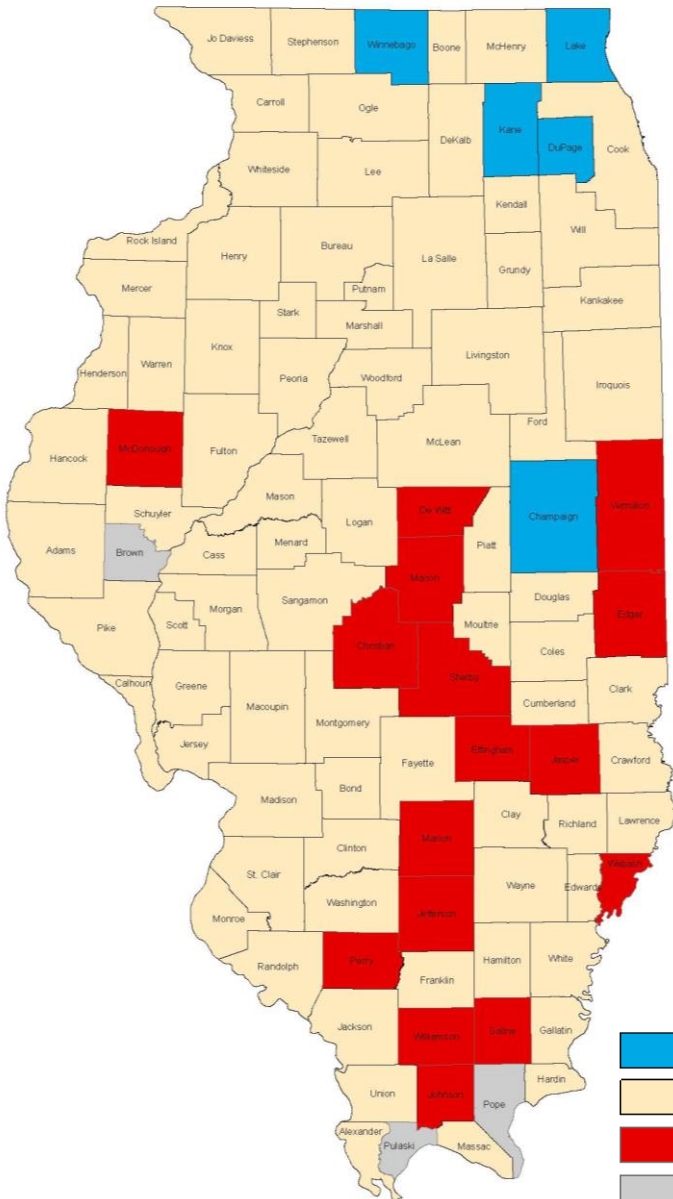
**36.5%** of adults over age 50 **DID NOT** meet CRC screening guidelines

## TARGETING INTERVENTIONS

The maps below assess CRC incidence and mortality in Illinois' counties, by identifying areas with significantly lower CRC incidence and significantly higher mortality rates compared to the rest of the state. Utilizing the maps, stakeholders will target screening interventions in areas with low incidence and high mortality to increase screening rates to meet the 80% by 2018 goal.

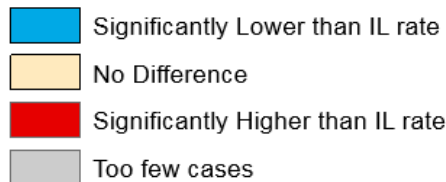
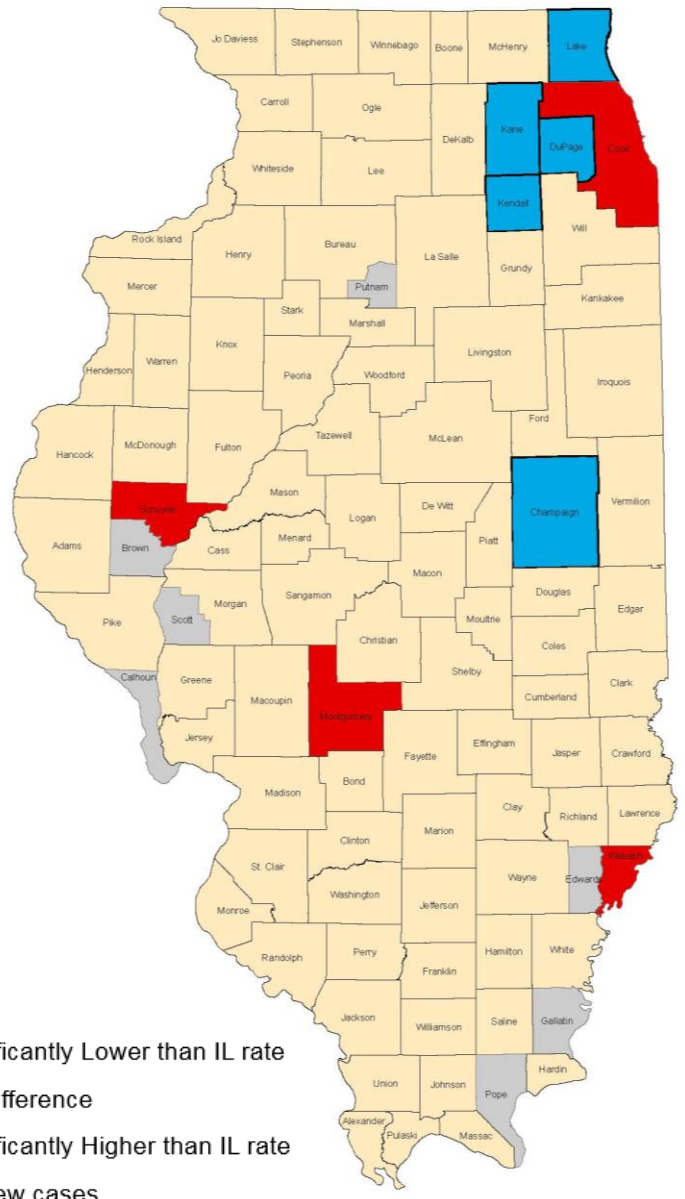
### CRC Incidence<sup>1</sup>

Illinois rate: 43.9 per 100,000



### CRC Mortality<sup>1</sup>

Illinois rate: 15.6 per 100,000



1. Illinois Department of Public Health, Division of Epidemiologic Studies, Illinois State Cancer Registry, November 2017

2. Illinois Department of Public Health, Center for Health Statistics, BRFSS, 2016 Rate Note: Age-adjusted Rates per 100,000 (US 2000 Std)

Map note: Age-adjusted CRC rates for both genders, all races, 2011-2015