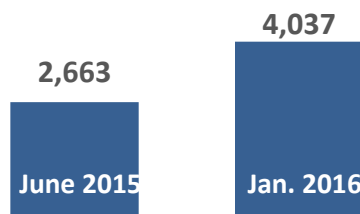


Illinois Medical Cannabis Registry Pilot Program

Mid-Year Report – January 2016

In October 2015, the Illinois Department of Public Health began printing medical cannabis registry identification cards. The first medical cannabis dispensary opened for business in Illinois on November 9, 2015. A total of twenty dispensaries were licensed in Illinois by December 31, 2015. The number of registered qualifying patients increased by more than 1,300 approved qualifying patients between June 2015 and January 2016.

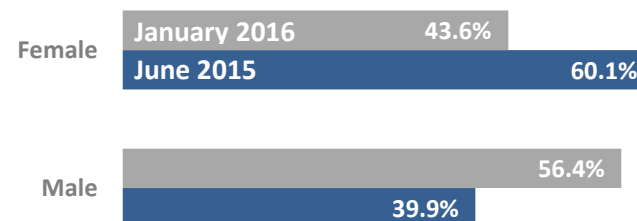
Number of Registered Qualifying Patients



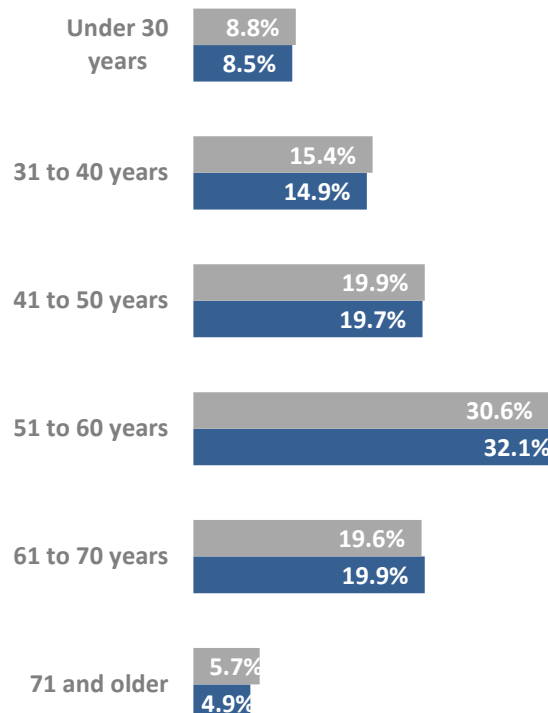
Top Ten Debilitating Conditions for Qualifying Patients

June 2015		January 2016	
1	Severe Fibromyalgia	1	Cancer
2	Cancer	2	Severe Fibromyalgia
3	Spinal Cord Injury	3	Multiple Sclerosis
4	Multiple Sclerosis	4	Spinal Cord Injury
5	Spinal Cord Disease/Arachnoiditis	5	Traumatic Brain Injury/Post-Concussion Syndrome
6	Traumatic Brain Injury/Post-Concussion Syndrome	6	Rheumatoid Arthritis
7	Rheumatoid Arthritis	7	CRPS
8	CRPS (Complex Regional Pain Syndrome Type II)	8	Crohn’s Disease
9	HIV/AIDS	9	Glaucoma
10	Crohn’s Disease	10	Spinal Cord Disease/Arachnoiditis

Qualifying Patients Applying for a Medical Cannabis Registry Identification Card



Age of Qualifying Patients Submitting Applications



Illinois Medical Cannabis Registry Pilot Program

Mid-Year Report – January 2016

Qualifying Patient Applications by County of Residence

September 2, 2014 through December 2015

County	Number of Patient Applications	County	Number of Patient Applications	County	Number of Patient Applications	County	Number of Patient Applications
Cook	1,481	LaSalle	41	Jefferson	12	Bond	7
DuPage	270	Grundy	36	Henry	11	Bureau	7
Lake	270	Adams	34	Macoupin	11	Carroll	7
Will	257	Champaign	32	Monroe	11	Christian	7
Kane	128	Kendall	29	Morgan	11	Fayette	7
McHenry	127	Marion	25	Ogle	11	Jo Daviess	7
Madison	107	Union	22	Randolph	11	Logan	7
St. Clair	89	Boone	21	McDonough	10	Marshall	7
Winnebago	68	Lee	20	Perry	10	Pike	7
Williamson	66	Whiteside	20	Richland	10	Crawford	6
Franklin	56	Macon	17	Clinton	9	Lawrence	6
Fulton	56	Wayne	17	Gallatin	9	Shelby	6
Peoria	56	White	16	Iroquois	9	Stephenson	6
Sangamon	53	Massac	15	Livingston	9	Cass	5
Tazewell	51	Johnson	14	Montgomery	9	Clark	5
McLean	48	Saline	14	Dewitt	8	Clay	5
Kankakee	44	Effingham	13	Mercer	8	Washington	5
Jackson	43	Knox	13	Wabash	8		
Rock Island	43	Vermilion	13	Woodford	8		
DeKalb	42	Coles	12	Alexander	7		

Note: Data for counties with fewer than 5 applicants are not reported due to the small number of applications.